



**FEATURES**

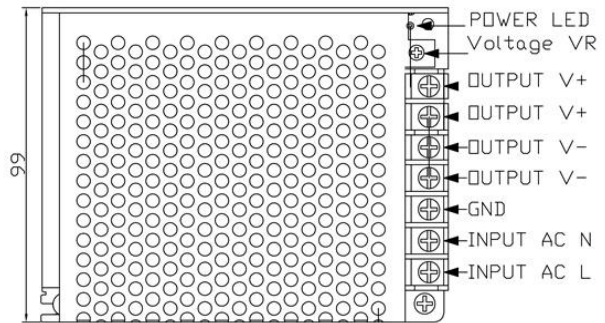
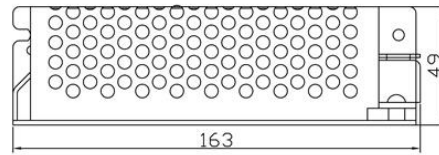
- 100% full load burn-in test
- Universal AC input
- Small size and high efficiency
- Conform to EMC EN5502 GB9254
- Built-in EMI filter with tiny ripple
- Comply with the safety standards UL60950 GB4943 EN60850
- Protection: short circuit/over Voltage/over/load temperature

| MODEL       |                         | 5V 150W  | 24V 150W |
|-------------|-------------------------|--|----------|
| OUTPUT      | DC VOLTAGE              | 5V   | 24V      |
|             | RATED CURRENT           | 30A  | 6.5A     |
|             | CURRENT RANGE           | 0~30A  | 0~6.5A   |
|             | RATED POWER             | 150W   | 150W     |
|             | RIPPLE& NOISE (MAX.)    | 80mVp-p  | 120mVp-p |
|             | VOLTAGE TOLERANCE       | ±1%  | ±1%      |
|             | SETUP , RISE TIME       | 800ms, 20ms/230VAC 1200ms, 30ms/115VAC at full load  |          |
|             | HOLD UP TIME(Typ.)      | 24ms/230VAC 20ms/115VAC at full load   |          |
| INPUT       | VOLTAGE RANGE           | 85 ~ 264VAC  |          |
|             | FREQUENCY RANGE         | 47~63Hz  |          |
|             | POWER FACTOR(Typ.)      | PF>0.6/220VAC  |          |
|             | EFFICIENCY(Typ.)        | 86%  | 87%      |
|             | AC CURRENT(Typ.)        | 3A/115VAC 2A/230VAC  |          |
|             | INRUSH CURRENT(Typ.)    | COLD START 45A/230VAC  |          |
|             | SHORT CIRCUIT           | protection type: recovers automatically after fault condition is removed   |          |
| PROTECTION  | OVER LOAD               | 105~135% hiccup mode , auto-recovery   |          |
|             | DC ADJ. RANGE           | 115%~135% Cut off the output , auto-recovery   |          |
| ENVIRONMENT | WORKING TEMP            | -20℃ ~ +60℃  |          |
|             | WORKING HUMIDITY        | 20%~90%RH  |          |
|             | STORAGE TEMP , HUMIDITY | -40℃ ~+85℃ ,10%~90%RH  |          |
| SAFETY&EMC  | SAFETY STANDARDS        | CE,ROHS  |          |
|             | WITHSTAND VOLTAGE       | I/P-O/P:1.5KVAC I/P-FG:1.5KVAC O/P-FG:0.5KVAC  |          |
|             | EMC TESTING STANDARD    | EN55015:2006;EN61547:1995+A1:2000;EN61000-3-2:2006;<br>EN61000-3-3:1995+A2:2005;EN61347-1:2001;EN61347-2-13:2006 |          |

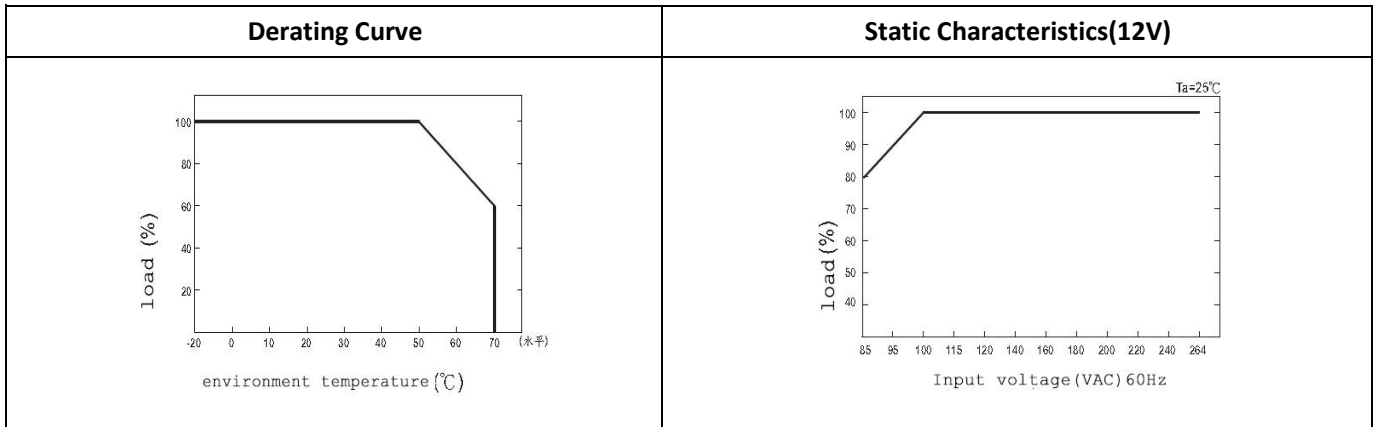
Mechanical Specification

Terminal Assignment

| Pin No.                       | Assignment | Pin No.                     | Assignment  |
|-------------------------------|------------|-----------------------------|-------------|
| 1                             | AC/L       | 4.5                         | DC OUTPUT-V |
| 2                             | AC/N       | 6.7                         | DC OUTPUT+V |
| 3                             | FG         |                             |             |
| Dimension: 159*99*49mm        |            | Carton size: 430*278*227 mm |             |
| Carton Quantity: 50PCS/Carton |            | Weight: 0.5kg/PCS           |             |



Product model: PS150W or PS200W



REMARKS:

- 1, The above mentioned data were measured at 230VAC input and 25°C.
- 2, Ripple & noise are measured at 20MHz of bandwidth by using a 12" twisted pair-wire terminated with a 0.1uf & 47uf parallel capacitor.
- 3, Cut the AC input before checking any mal-phenomenons.
- 4, Make sure the INPUT&OUPUT were in right situation before connected to power supply.
- 5, Be ware of high power pressure may caused by short circuit when installing metal casing products.
- 6, Please contact us at [info@xinrealpower.com](mailto:info@xinrealpower.com) for further solution if any unforeable problem happens.