



FEATURES


- 100% full load burn-in test
- Universal AC input
- Small size and high efficiency
- Conform to EMC EN5502 GB9254
- Built-in EMI filter with tiny ripple
- Comply with the safety standards UL60950 GB4943 EN60850
- Protection: short circuit/over Voltage/over/load temperature

MODEL		12V24W	24V24W
OUTPUT	DC VOLTAGE	12V	24V
	RATED CURRENT	2A	1A
	CURRENT RANGE	0~2A	0~1A
	RATED POWER	24W	24W
	RIPPLE& NOISE (MAX.)	100mV	150mV
	VOLTAGE TOLERANCE	±1%	±1%
	SETUP , RISE TIME	1000ms, 80ms / 115VAC at full load 500ms, 80ms / 230VAC	
	HOLD UP TIME(Typ.)	16ms/230VAC 16ms/115VAC at full load	
INPUT	VOLTAGE RANGE	100~240VAC	
	FREQUENCY RANGE	47~63Hz	
	POWER FACTOR(Typ.)	PF>0.6/220VAC	
	EFFICIENCY(Typ.)	86%	88%
	AC CURRENT(Typ.)	0.35A / 115VAC 0.2A / 230VAC	
	INRUSH CURRENT(Typ.)	cold start 45A/230V	
	SHORT CIRCUIT	protection type: recovers automatically after fault condition is removed	
PROTECTION	OVER LOAD	115%~135% hiccup mode,auto-recovery	
	DC ADJ. RANGE	±10% rated output voltage	
ENVIRONMENT	WORKING TEMP	-40°C~+60°C (no frost)	
	WORKING HUMIDITY	20%~90%RH	
	STORAGE TEMP , HUMIDITY	-40°C~85°C/10%~95%RH	
SAFETY&EMC	SAFETY STANDARDS	CE ROHS IP67	
	WITHSTAND VOLTAGE	I/P-O/P: 1.5KVAC/1min, I/P-F/G: 1.5KVAC/1min, O/P-F/G: 0.5KVAC/1min	
	EMC TESTING STANDARD	EN55015:2006; EN61547:1995+A1:2000;EN61000-3-2:2006 EN61000-3-3:1995+A2:2005;EN61347-3-13:2006	

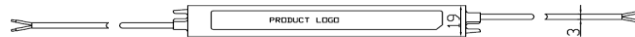
Mechanical Specification

Terminal Assignment				
Pin No.	Assignment	Pin No.	Assignment	Dimension: 280*17.5*16.5mm
1	AC/L	4	DC OUTPUT-V	Carton Quantity: 100PCS/Carton
2	AC/N	5	DC OUTPUT+V	Carton size: 315*248*240mm
3	FG			Weight: 0.15Kg/PCS

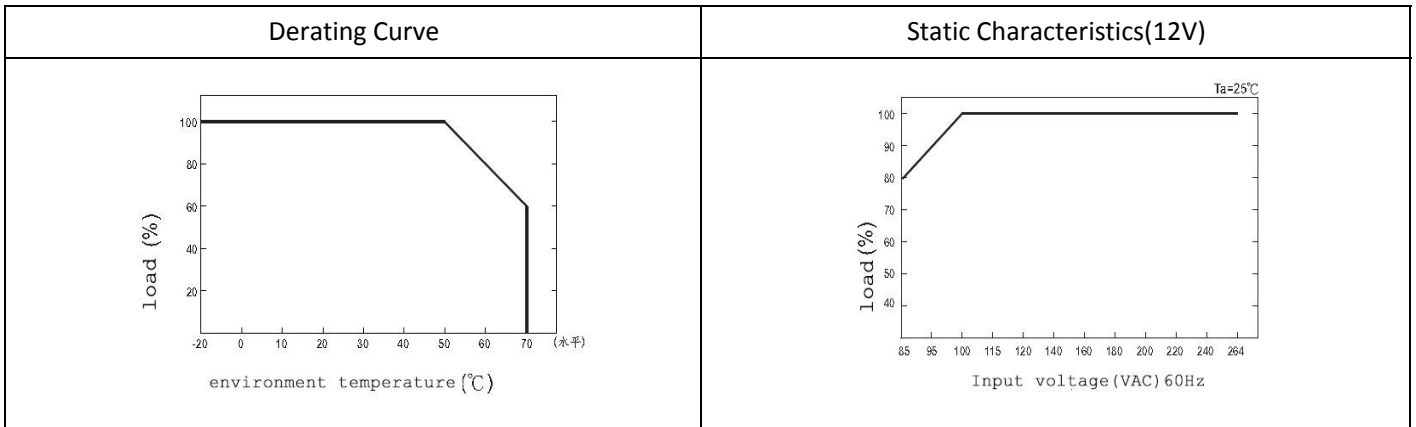
INPUT AC N Blue wire
INPUT AC L Brown wire



OUTPUT DC V- Black wire
OUTPUT DC V+ Red wire



Product model: LL24W or LL30W



REMARKS:

- 1, The above mentioned data were measured at 230VAC input and 25°C.
- 2, Ripple & noise are measured at 20MHz of bandwidth by using a 12" twisted pair-wire terminated with a 0.1uf & 47uf parallel capacitor.
- 3, Cut the AC input before checking any mal-phenomenons.
- 4, Make sure the INPUT&OUPUT were in right situation before connected to power supply.
- 5, Be ware of high power pressure may caused by short circuit when installing metal casing products.
- 6, Please contact us at info@xinrealpower.com for further solution if any unforeable problem happens.